

MINI PUMPSETS – GENERAL DESCRIPTION

Mini pumpsets are independent vacuum-producing units with reduced size.


They are composed of:

- A small welded sheet steel tank with perfect vacuum seal.
- A low-capacity dry or lubricated rotating vane vacuum pump.
- A mini vacuum switch for adjusting the maximum vacuum level.
- A vacuum gauge for reading the vacuum level.
- A switchgear enclosed in a special casing.
- A manual valve for vacuum interception.
- A cock for condensation drainage.

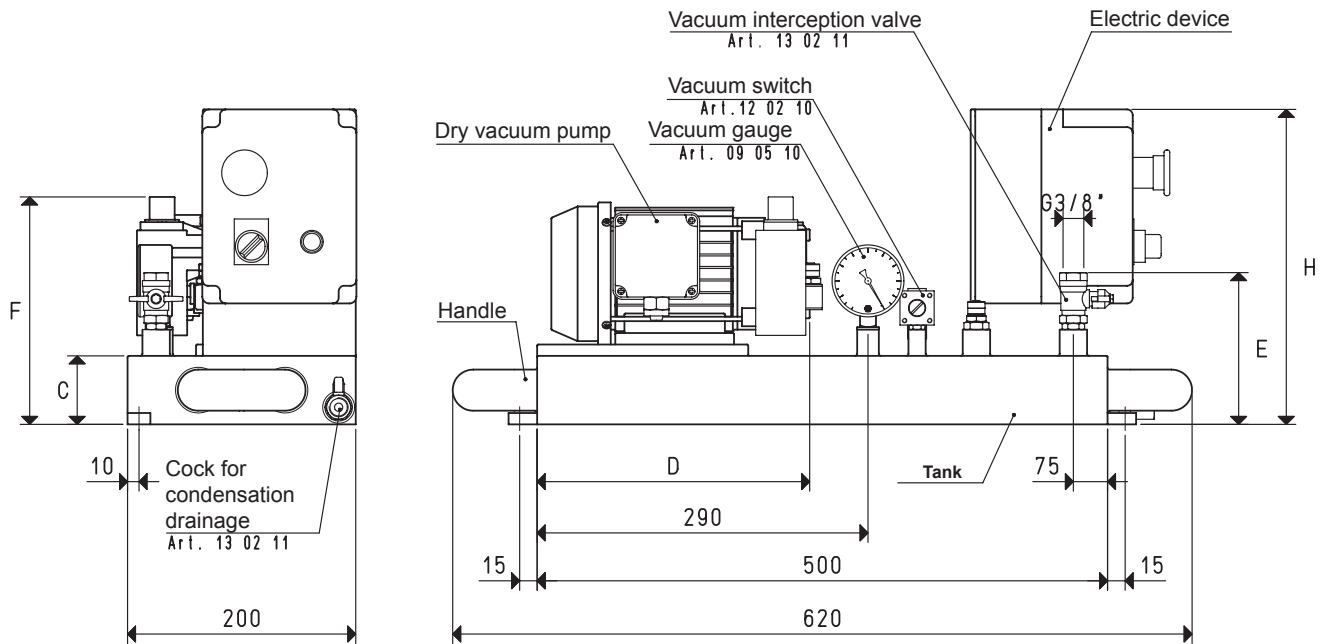

The vacuum level, preset via the mini vacuum switch is automatically maintained in the tank.

Mini pumpsets can also be supplied with single-phase or DC electric motors and they are suited for equipping fixed or mobile working units that require vacuum, such as:

- Trolleys with vacuum cups for fixing and transporting glass and crystals.
- Vacuum clamping systems for ski maintenance, marble processing and for polishing copper, pewter or silver objects.
- Hoists with vacuum cups for lifting television sets and household appliances for glass installation in door and window frames, for laying ceramic tiles, for feeding sheet metal into presses, etc.



MINI PUMPSETS DO 06... and DO 10...



Art.	Tank	Pump	Motor execution	Switchgear	C	D	E	F	H	Weight	Filtre accessories
	Litres	Mod.	Volt	art.							
DO 06 VTS 2	6	VTS 2	3 ~ 230/400-50Hz	DO 06 92	60	220	135	181	230	14.8	FB 10 / FC 10
DO 06 VTS 2 M	6	VTS 2 M	1 ~ 230-50Hz	DO 06 90	60	220	135	181	230	15.0	FB 10 / FC 10
DO 06 VTS 4	6	VTS 4	3 ~ 230/400-50Hz	DO 06 92	60	253	135	191	230	16.3	FB 10 / FC 10
DO 06 VTS 4 M	6	VTS 4 M	1 ~ 230-50Hz	DO 06 90	60	253	135	191	230	16.5	FB 10 / FC 10
DO 06 VTS 6	6	VTS 6	3 ~ 230/400-50Hz	DO 06 92	60	270	135	216	230	21.3	FB 10 / FC 10
DO 06 VTS 6 M	6	VTS 6 M	1 ~ 230-50Hz	DO 06 90	60	270	135	216	230	21.5	FB 10 / FC 10
DO 06 VTS 6 CC	6	VTS 6 CC	= 24-CC	DO 06 93	60	290	135	253	230	18.8	FB 10 / FC 10
DO 10 VTS 2	10	VTS 2	3 ~ 230/400-50Hz	DO 06 92	100	220	175	221	270	19.0	FB 10 / FC 10
DO 10 VTS 2 M	10	VTS 2 M	1 ~ 230-50Hz	DO 06 90	100	220	175	221	270	19.2	FB 10 / FC 10
DO 10 VTS 4	10	VTS 4	3 ~ 230/400-50Hz	DO 06 92	100	253	175	231	270	20.5	FB 10 / FC 10
DO 10 VTS 4 M	10	VTS 4 M	1 ~ 230-50Hz	DO 06 90	100	253	175	231	270	20.7	FB 10 / FC 10
DO 10 VTS 6	10	VTS 6	3 ~ 230/400-50Hz	DO 06 92	100	270	175	256	270	25.5	FB 10 / FC 10
DO 10 VTS 6 M	10	VTS 6 M	1 ~ 230-50Hz	DO 06 90	100	270	175	256	270	25.7	FB 10 / FC 10
DO 10 VTS 6 CC	10	VTS 6 CC	= 24-CC	DO 06 93	100	290	175	293	270	21.2	FB 10 / FC 10

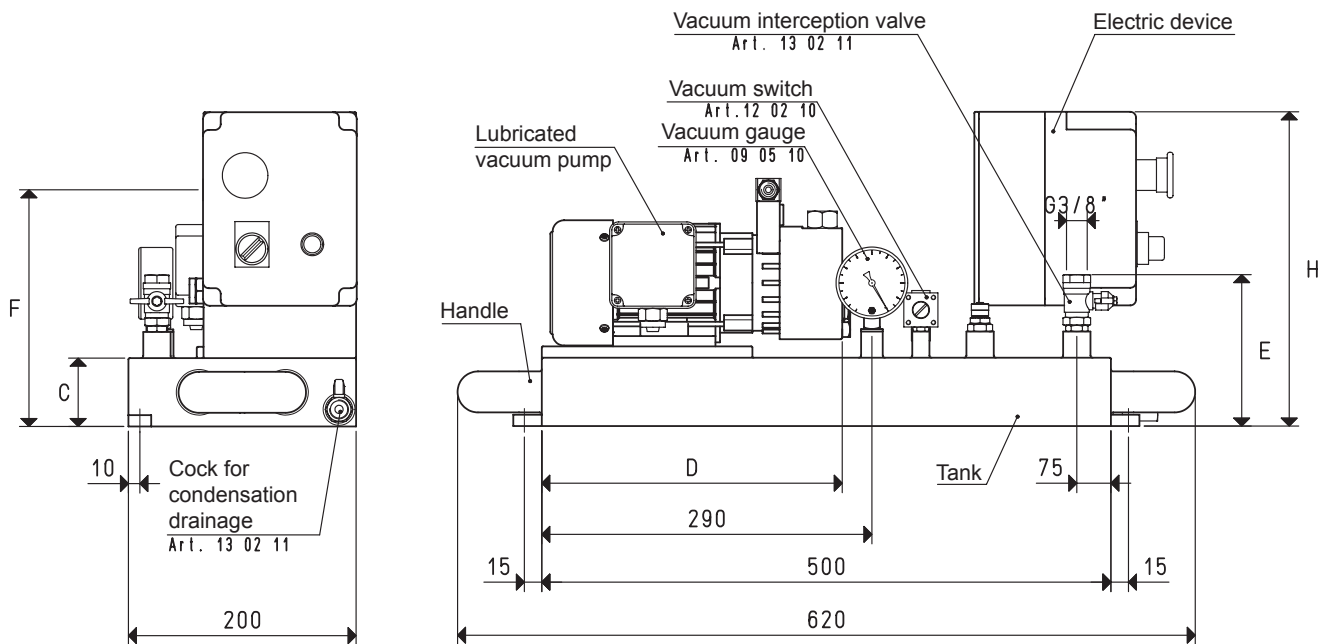

Conversion ratio: inch = $\frac{mm}{25.4}$; pounds = $\frac{g}{453.6}$ = $\frac{Kg}{0.4536}$

GAS-NPT thread adapters available at page 1.117

7.69

3D drawings available at www.vuototecnica.net

MINI PUMPSETS D0 06 ... and D0 10 ...



Art.	Tank	Pump	Motor execution	Switchgear	C	D	E	F	H	Weight	Filter accessories
	Litres	Mod.	Volt	art.						Kg	art.
DO 06 VTL 2	6	VTL 2	3 ~ 230/400-50Hz	DO 06 92	60	300	135	198	230	15.2	FB 10 / FC 10
DO 06 VTL 2 M	6	VTL 2 M	1 ~ 230-50Hz	DO 06 90	60	300	135	198	230	15.5	FB 10 / FC 10
DO 06 VTL 4	6	VTL 4	3 ~ 230/400-50Hz	DO 06 92	60	330	135	198	230	16.8	FB 10 / FC 10
DO 06 VTL 4 M	6	VTL 4 M	1 ~ 230-50Hz	DO 06 90	60	330	135	198	230	17.0	FB 10 / FC 10
DO 06 VTL 5	6	VTL 5	3 ~ 230/400-50Hz	DO 06 92	60	260	135	310	230	24.0	FB 10 / FC 10
DO 06 VTL 5 M	6	VTL 5 M	1 ~ 230-50Hz	DO 06 90	60	260	135	310	230	24.5	FB 10 / FC 10
DO 06 VTL 6 CC	6	VTL 6 CC	= 24-CC	DO 06 93	60	290	135	260	230	19.8	FB 10 / FC 10
DO 10 VTL 2	10	VTL 2	3 ~ 230/400-50Hz	DO 06 92	100	300	175	238	270	19.4	FB 10 / FC 10
DO 10 VTL 2 M	10	VTL 2 M	1 ~ 230-50Hz	DO 06 90	100	300	175	238	270	19.7	FB 10 / FC 10
DO 10 VTL 4	10	VTL 4	3 ~ 230/400-50Hz	DO 06 92	100	330	175	238	270	21.0	FB 10 / FC 10
DO 10 VTL 4 M	10	VTL 4 M	1 ~ 230-50Hz	DO 06 90	100	330	175	238	270	21.2	FB 10 / FC 10
DO 10 VTL 5	10	VTL 5	3 ~ 230/400-50Hz	DO 06 92	100	260	175	350	270	28.2	FB 10 / FC 10
DO 10 VTL 5 M	10	VTL 5 M	1 ~ 230-50Hz	DO 06 90	100	260	175	350	270	28.7	FB 10 / FC 10
DO 10 VTL 6 CC	10	VTL 6 CC	= 24-CC	DO 06 93	100	290	175	260	270	24.0	FB 10 / FC 10

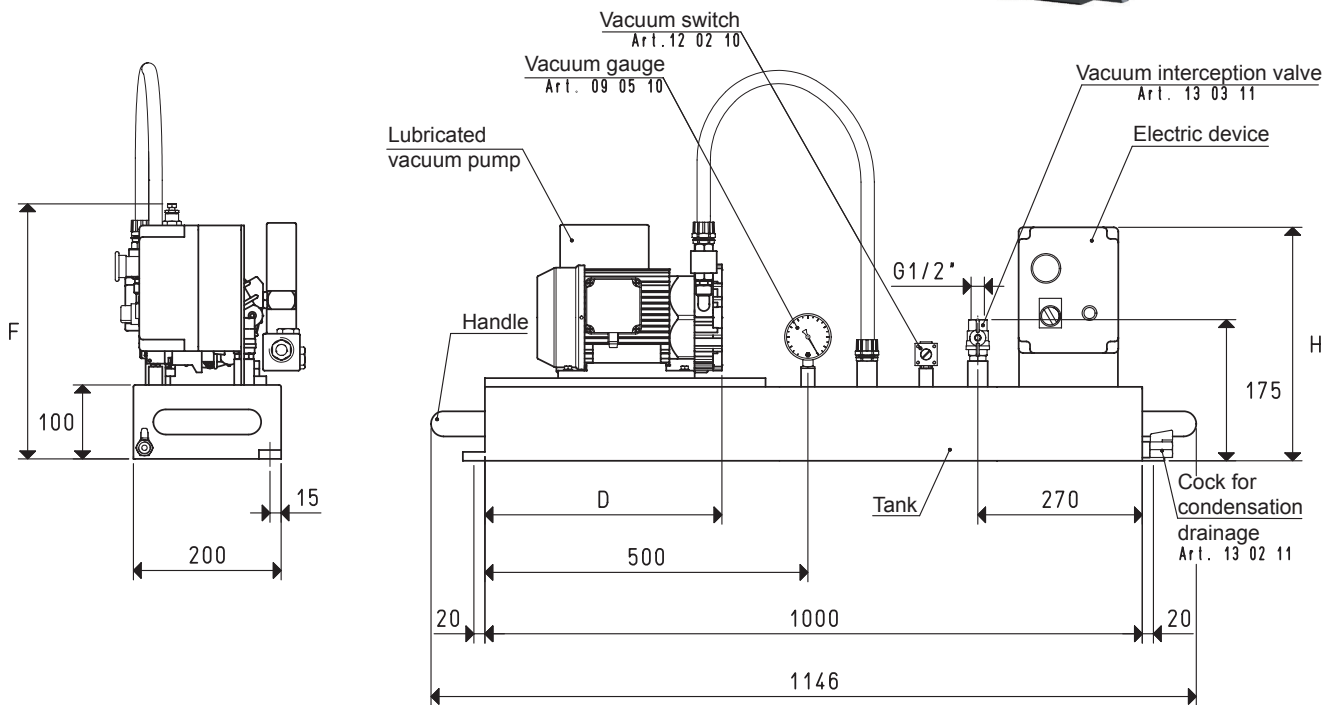
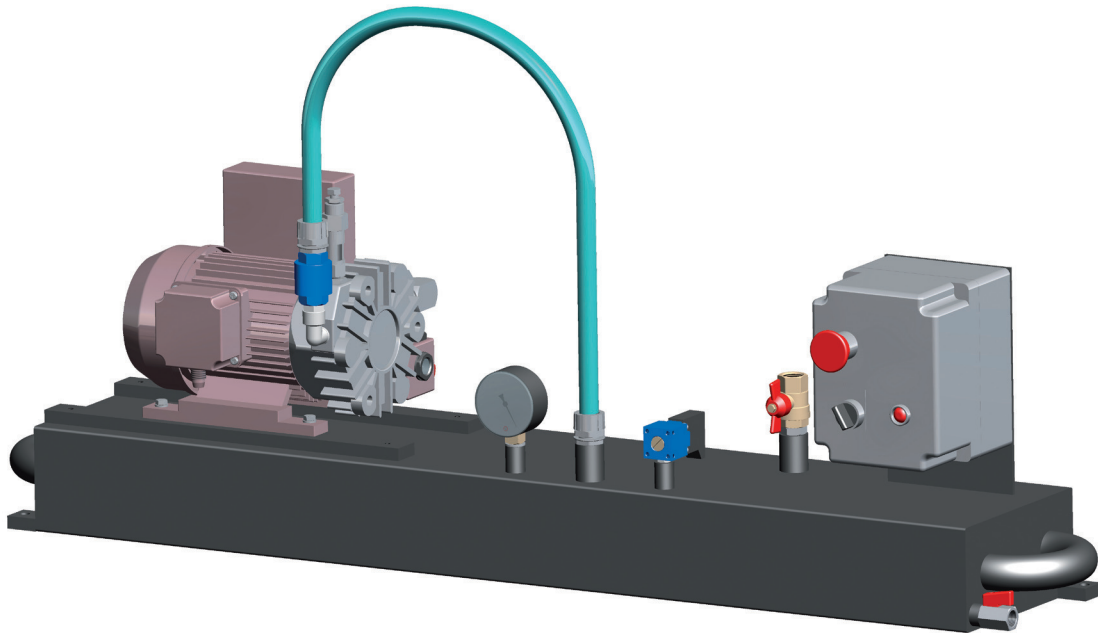
3D drawings available at www.vuototecnica.net

7.70

Conversion ratio: inch = $\frac{\text{mm}}{25.4}$; pounds = $\frac{\text{g}}{453.6}$ = $\frac{\text{Kg}}{0.4536}$

GAS-NPT thread adapters available at page 1.117

MINI PUMPSETS DO 20 ...



Art.	Tank	Pump	Motor	Switchgear	D	F	H	Weight	Filtre accessories
	Litres	Mod.	execution	art.					
DO 20 VTL 5	20	VTL 5	3 ~ 230/400-50Hz	DO 06 92	320	345	270	38.5	FB 20 / FC 20
DO 20 VTL 5 M	20	VTL 5 M	1 ~ 230/50Hz	DO 06 90	320	345	270	39.0	FB 20 / FC 20
DO 20 VTL 6 CC	20	VTL 6 CC	= 24-CC	DO 06 93	400	295	270	34.3	FB 20 / FC 20
DO 20 VTL 10	20	VTL 10	3 ~ 230/400-50Hz	DO 06 92	352	345	270	44.5	FB 20 / FC 20
DO 20 VTL 10 M	20	VTL 10 M	1 ~ 230-50Hz	DO 06 90	352	345	270	45.0	FB 20 / FC 20
DO 20 VTL 10/F	20	VTL 10/F	3 ~ 230/400-50Hz	DO 06 92	390	360	270	49.0	FB 20 / FC 20
DO 20 VTL 10/F M	20	VTL 10/F M	1 ~ 230-50Hz	DO 06 90	390	360	270	49.5	FB 20 / FC 20
DO 20 VTL 15/F	20	VTL 15/F	3 ~ 230/400-50Hz	DO 06 92	410	360	270	51.0	FB 20 / FC 20
DO 20 VTL 15/F M	20	VTL 15/F M	3 ~ 230/400-50Hz	DO 06 90	410	360	270	51.5	FB 20 / FC 20
DO 20 VTL 20/F	20	VTL 20/F	3 ~ 230/400-50Hz	DO 06 92	430	360	270	54.0	FB 20 / FC 20
DO 20 VTL 20/F M	20	VTL 20/F M	1 ~ 230-50Hz	DO 06 90	430	360	270	54.5	FB 20 / FC 20
DO 20 MV 20	20	MV 20	3 ~ 230/400-50Hz	DO 06 92	430	315	270	45.5	FB 20 / FC 20
DO 20 MV 20 M	20	MV 20 M	1 ~ 230-50Hz	DO 06 90	430	315	270	46.0	FB 20 / FC 20

Note: As a standard, MV 20 pumps are equipped with an FC 20 filtre on the suction inlet.

Conversion ratio: inch = $\frac{\text{mm}}{25.4}$; pounds = $\frac{\text{g}}{453.6}$ = $\frac{\text{Kg}}{0.4536}$

GAS-NPT thread adapters available at page 1.117

7.71

3D drawings available at www.vuototecnica.net